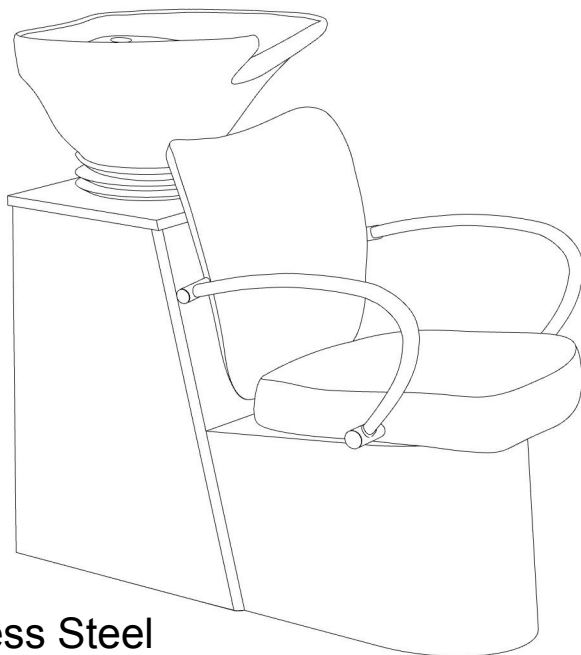




## Assembly Instructions



Vantage Stainless Steel  
Backwash System  
Model #5940

### PARTS LIST

Part	Qty.	Description	Sketch
A	4	Lock Washer	
B	4	Washers	
C	4	Nut	

\*Check inside all boxes, cabinets, and drawers for boxes and bags of parts before beginning assembly.

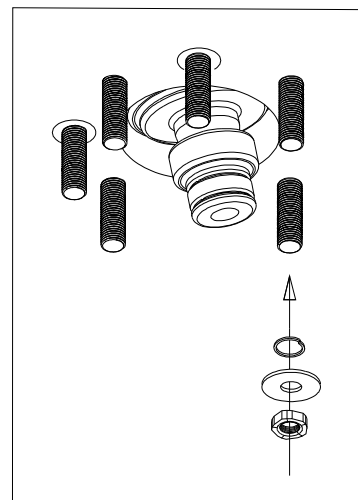
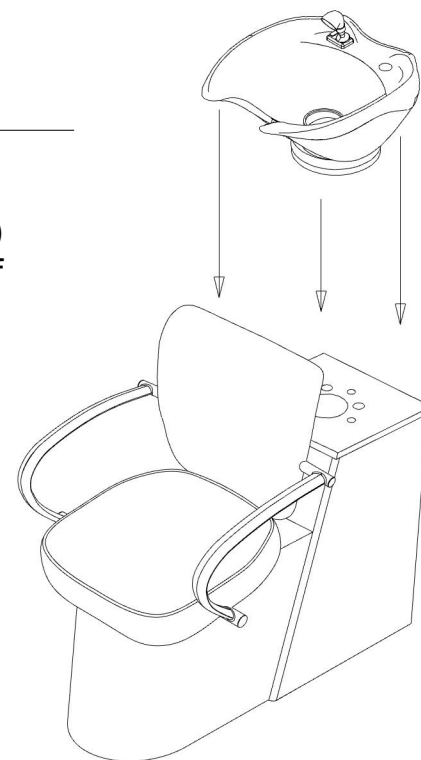
## COMPONENTS (Label - Description)

Chair and Base - 1

Sink - 2

### Assembly

**STEP 1)** Insert sink (2) into the holes on top of the chair and base (1) as shown below.



**STEP 2)** Slide 1 washer (B) followed 1 lock washer (A) and a nut (C) onto bolt connected to the sink (2).

**STEP 3)** Repeat for the 3 remaining bolts.

AX4



BX4



CX4

